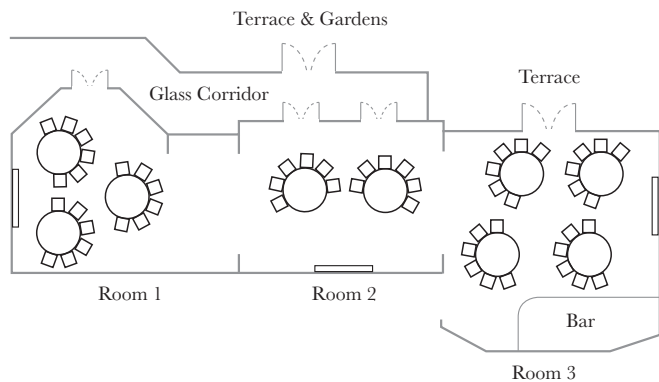


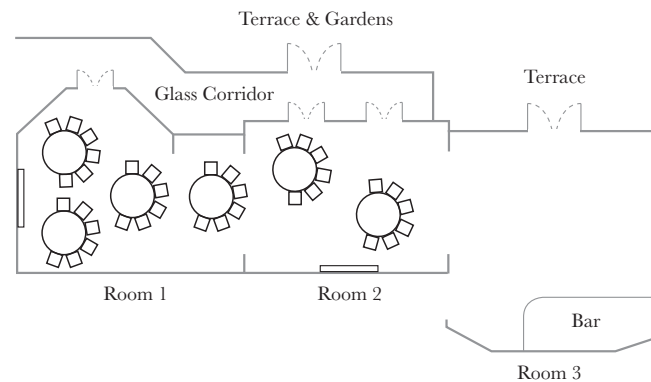
# Bingham Garden Rooms – Capacities and Configurations

## Cabaret

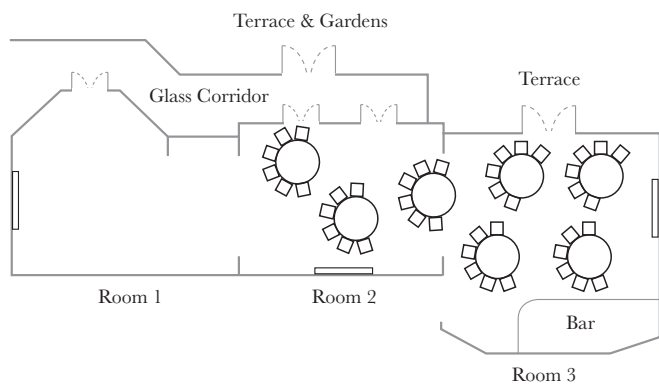
Individual Garden Rooms



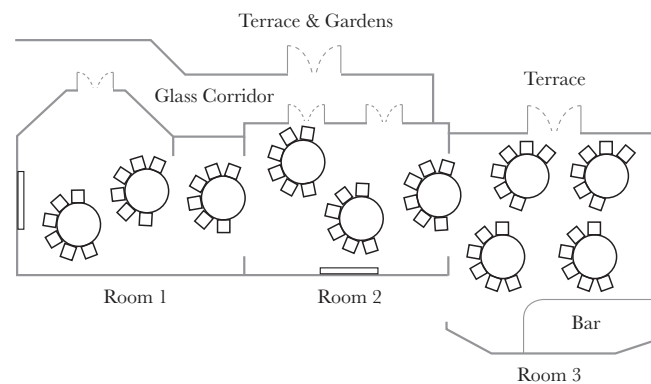
Combined Garden Rooms



Combined Garden Rooms



Combined Garden Rooms



Room Layout	Room 1	Room 2	Room 3	Room 1 & 2	Room 2 & 3	All Garden Rooms
Cabaret	18	12	24	36	42	60
Dimensions	7 x 6m	6.5 x 6m	7 x 7m	13.5 x 6m	13.5 x 6m	20 x 6m
Floor Area	42 m <sup>2</sup>	39 m <sup>2</sup>	49 m <sup>2</sup>	81 m <sup>2</sup>	88 m <sup>2</sup> **Room 3 is 1m deeper	120 m <sup>2</sup> **Room 3 is 1m deeper