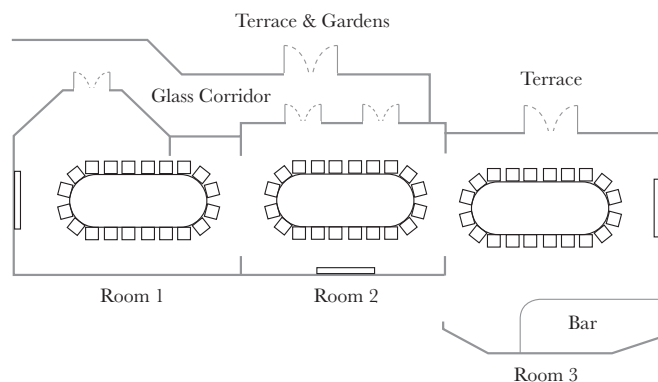


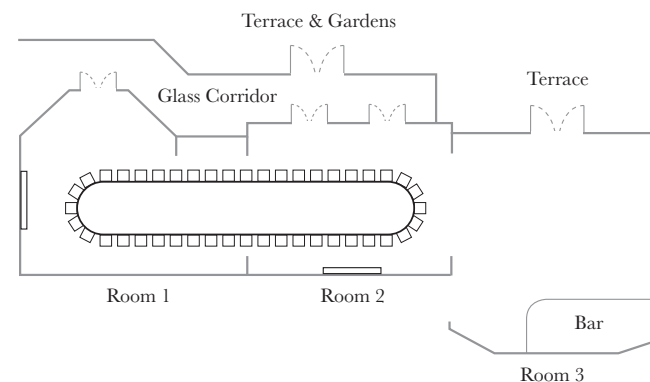
Bingham Garden Rooms – Capacities and Configurations

Oval

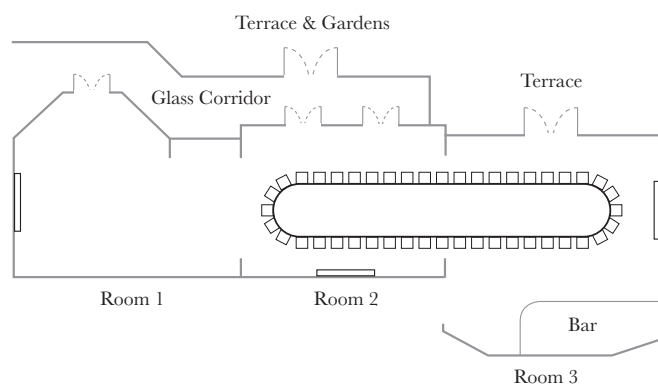
Individual Garden Rooms



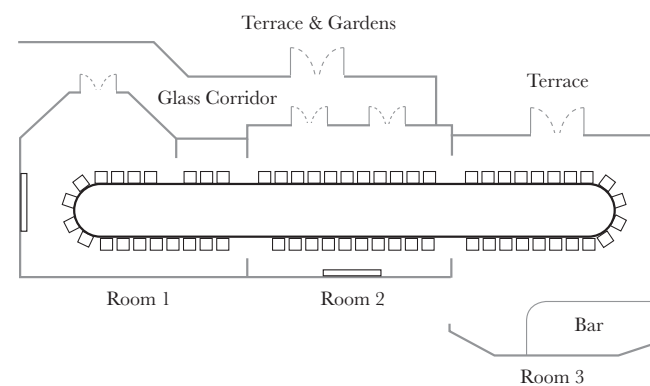
Combined Garden Rooms



Combined Garden Rooms



Combined Garden Rooms



Room Layout	Room 1	Room 2	Room 3	Room 1 & 2	Room 2 & 3	All Garden Rooms
Oval	20	20	20	44	44	60
Dimensions	7 x 6m	6.5 x 6m	7 x 7m	13.5 x 6m	13.5 x 6m	20 x 6m
Floor Area	42 m ²	39 m ²	49 m ²	81 m ²	88 m ² **Room 3 is 1m deeper	120 m ² **Room 3 is 1m deeper